



# Wellbeing action plan

A simple, ever-evolving resource to help you keep yourself well and take appropriate action if things start to go less well.

## Hello!

We hope you find this little booklet a useful starting point for trying to be kinder to yourself and keeping yourself well, especially at difficult times. It's based on a well-tested model called 'Wellness Recovery Action Planning' which is designed for people in recovery from mental illness.

We've simplified the idea and backed it up with advice and suggestions from young people to create this easy to use resource designed to help you promote your wellbeing, regardless of whether you've faced mental health issues or not.

We hope that completing this booklet will be both informative and fun and that it will help you to reflect on how you can best look after yourself and seek help if you ever need it. Keep it safe and return to it – feel free to scribble all over it or start again as you learn more about yourself and what works for you.

Throughout, we've included a range of ideas shared by young people to get you started and inspire you.

Good luck – be kind to yourself!

## My wellness toolbox

The first thing we need to do is to think about all the different things that help to make us or keep us well. These things make up our 'wellness toolbox' which can be a jumble of all sorts of different things. Nothing is too silly to put in your wellness toolbox – if it keeps you well or makes you smile, it should go in...



### Getting active

Get active and get your blood pumping; it's a great way to work out anger, frustration or worry and really takes your mind off things.



### Getting outside

Just being in outside space, camping and scouting, road trips, sunsets and sunrises, rollercoasters, walking the dog, taking a mindful walk.



### Connecting

Time with family, quality time with friends, looking after pets, group activities, team sports, counselling, talking to friends online, WhatsApp groups.



### Reaching out

Sometimes, if you can't really face being with people, you can still have a laugh with your mates online and it may help you feel better.



### Positivity journal

Write down one thing you feel grateful for each day. Some days it's hard to think of something, but you'll probably feel better when you do.



### Playlist of my life

Find songs to represent all the different things you are feeling and sing along. Try to allow yourself to feel a range of different things and end with something upbeat.



### Worry balloon

Write your worries on a balloon... then blow it up and let it go or pop it.



### Quiet time and relaxing

Enjoy your own space – sleeping in or taking a long bath. Immerse yourself in things that make you happy like reading books, playing video games, listening to music, watching your favourite TV shows and cooking.



### The healing power of tea

We decided that there is hardly anything that doesn't feel a bit better with tea! Seriously though... even when things are really bad, if you take time out to make a hot drink and sit down with it, it gives you time to be calm, focus and begin to plan your way out of a hole.

## Things that support my wellbeing

---

---

---

---

---

---

---

---

---

---

**Things to consider**

What makes you feel happy?  
What stops you feeling bad?  
What helps you relax or feel calm?  
What can act as a distraction?

What has worked well before?  
What new things would you like to try?  
What have others suggested?

## A plan for every day

Next we think about what things we should either try to do, or try to avoid each day in order to help ourselves feel as good as possible.

### Things to do

Focus on positives

Smile

Believe in yourself

Find a reason to get out of bed

Try new things

Exercise

Contacting friends and important people

Socialising

Make time for yourself

Shower

Chill out

Listen to music

Talking to people in a positive way

Get enough sleep

Putting on make-up

Give yourself space

Eat regular meals

Positive use of phones and social media

**Things to avoid**

Being hard on yourself

Focusing on negatives

Feeling guilty about spending time alone or about going out

Taking things to heart

Staying in bed all day

Being alone all day

Being antisocial

Negative use of social media

Comparing yourself to other people

Worrying too much

Keeping things to yourself

Taking anger out on others

Hurting yourself

Smoking, drinking, drugs

**Daily maintenance plan**

**Things I can do for myself every day to keep myself feeling as well as possible:**

---

---

---

**Things I need to do, less often than every day, to keep my overall wellness and sense of wellbeing:**

---

---

---

**Things that I know would make me feel well, but that I don't currently do or could do a lot more:**

---

---

---

---

**Things I should actively avoid because they make me feel bad or worse:**

---

---

---

---

## Managing triggers and challenges

Triggers are **things that happen to us or situations we face** that make it harder for us to stay well. Here we think about likely triggers and how we can manage them.

**My potential triggers and challenges:**

---

---

---

---

---

---

---

### Things to consider

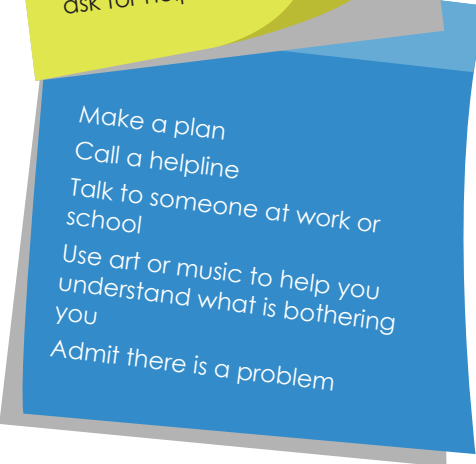
- Exams
- A break-up
- Friendship issues
- Moving to a new school or class
- Change

- Failure
- Difficulties at home
- Physical or mental illness
- Being bullied
- School holidays
- Not living up to expectations
- Comparing yourself with others



### Inspiration

Talk  
Let family support you  
Take time for yourself  
Research the thing that is bothering you so you feel more in control  
Use social media to ask for help



Make a plan  
Call a helpline  
Talk to someone at work or school  
Use art or music to help you understand what is bothering you  
Admit there is a problem



The most important thing is to say something to someone. As soon as you open up it's like a weight has been lifted from your shoulders.

### Things I can do to try and manage my triggers and challenges:

---

---

---

---

---

---

---

---


## Early warning signs

It's useful to learn to recognise the signs in our thoughts, feelings, appearance or behaviour which might help us or those who care about us to recognise when we need help. Thinking about this can also help us recognise when a friend might need our support too.

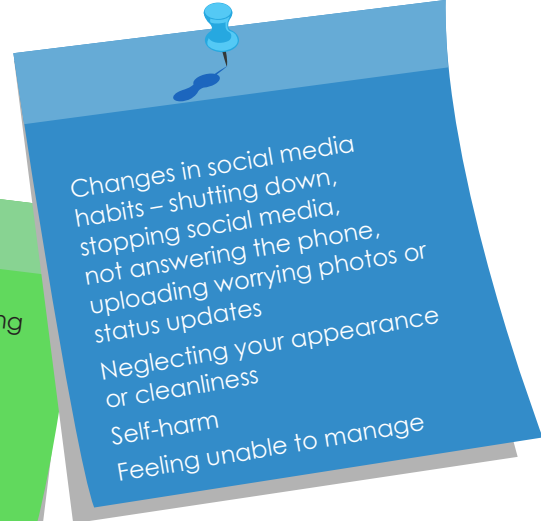


### Inspiration

Unusual behaviour – acting different from normal  
Changes in body language  
Losing interest in things  
Forgetting things  
Not listening or caring



Saying 'yes' but meaning 'no'  
Mood swings  
Feeling low, angry, stressed, lonely or crying  
Tiredness or becoming quiet and withdrawn  
Being late for school  
Avoiding friends or social situations



Changes in social media habits – shutting down, stopping social media, not answering the phone, uploading worrying photos or status updates  
Neglecting your appearance or cleanliness  
Self-harm  
Feeling unable to manage



You get pretty good at spotting the signs in your friends but it can be harder to see them in yourself, so you have to be a kind of little team looking out for each other and stepping in when one of you needs help.

**Warning signs that things are going less well for me or a friend:**

---

---

---

---

---

## What next?

If you spot the warning signs that things are going less well for yourself or a friend, what should you do next? The young people we worked with had three main suggestions:



Write it down – if you're not ready to talk to someone, write down what's wrong and commit to a next step – it might be helpful showing someone what you've written.




Call a helpline or use a website if you're not ready to talk – for example the Samaritans: [samaritans.org](http://samaritans.org) | 116 123 | [jo@samaritans.org](mailto:jo@samaritans.org) or Childline: [childline.org.uk](http://childline.org.uk) | 0800 1111.



Talk to an adult you trust – maybe a parent, teacher or doctor.





**What would you advise a friend?**

---

---

---

---

**What could you try yourself?**

---

---

---

---

## Acknowledgements

Based on the Wellness Recovery Action Plan model by Dr Mary Ellen Copeland.

Written for CWMT by Dr Pooky Knightsmith.

A huge thanks to Jen Kenward, Paula Cruise and the 30 young adult carers and their supporters who were so giving of their time and ideas.



## Sources of support

[childline.org.uk](https://www.childline.org.uk) | 0800 1111 (free 24hr)  
confidential listening

[samaritans.org](https://www.samaritans.org) | 116 123 (free 24 hr) | [jo@samaritans.org](mailto:jo@samaritans.org)  
confidential listening

[studentsagainstdepression.org](https://www.studentsagainstdepression.org)  
resources to move away from depression

[youngminds.org.uk](https://www.youngminds.org.uk)  
mental health info and guidance

[youthaccess.org.uk](https://www.youthaccess.org.uk)  
young people's info, advice and counselling

[themix.org.uk](https://www.themix.org.uk)  
essential support for under 25s

To order hard copies of this booklet, please email  
**admin@cwmt.org** or call **01635 869754**

If you have found this resource useful please consider donating  
to help us continue our work: **www.cwmt.org.uk**

**The Charlie Waller Memorial Trust**  
32 High Street, Thatcham, RG19 3JD  
Registered charity no.1109984



**The Charlie Waller Memorial Trust**  
**Depression – let's get talking**



**The Queen's Award  
for Voluntary Service**  
*The MBE for volunteer groups*

Printed by **AP&C**  
APPLE PRINT & CREATIVE